

<b>Suggested Schedule</b>		60 min	90 min
Small Group Time	Attendance, snack, listen to verses, check <i>Wonder Devotional Books</i> , Activity engage in small group question/discussion	8	15
Opening	Welcome, Q & A, Highlight a student	0	7
Rules	Brief review of rules and consequences using suggestions	1	2
Review Game	Relay game with questions from previous lesson	9	11
Prayer	Prayer teaching	2	4
Word up	Introduce word up and use application	2	2
Song	Action Song	3	3
Memory verse	IPEAR verse	7	9
Gospel Spotlight	Salvation message and invitation	4	4
Bible Lesson/ Invitation	<b>God's Power: Escape from Egypt</b>	15	15
Song	Song	0	4
<i>Wonder Time</i> <sup>TM</sup>	<i>Wonder Time</i> teaching	4	6
Missionary Story	The Pinedas: Faith in the Storm, Part 1	5	7
Closing	Announcements, prayer, verse/teaching tokens	0	1

## **Items Needed for God's Power: Escape from Egypt**

(All items marked with an asterisk \* are found in the GNC Resource Pack)

### **Lesson 1: God the Deliverer**

- ✓ Small group: Bean bag
- ✓ Relay game: Scepter and crown (1 per team)
- ✓ God's Way song visual
- ✓ Do You Ever Talk to God Above? song visual
- ✓ Bible Lesson
  - Symbol of a Red Cross \*
  - Clear jar
  - Marbles or beads
  - Time line
  - Bible map/additions
  - "Omniscient" word card \*
  - "God Said" and "Moses Said" cards \*
- ✓ Wonder Time
  - "God Knows" reproducible with verses from Psalm 139 \*
- ✓ Missionary Story visual

### **Lesson 2: God Shows His Greatness to Pharaoh**

- ✓ Relay review game
  - Every 4 children will need one towel or blanket, ping pong ball, cotton ball
  - Balloon for every child
- ✓ Bible Lesson
  - "God Said", "Moses Said", "Pharaoh Said", "People Said" cards \*
  - Time line/additions
  - Bible map
- ✓ Children All Around the World song visual

### **Lesson 3: God Shows His Power to Save**

- ✓ Relay review game
  - Two bathrobes with ties, two pairs of adult size sandals, two walking sticks or canes, two paper plates, crackers (matzos or saltines).
- ✓ Memory Verse
  - Spray/mist bottle
- ✓ Trinity song visual
- ✓ Bible Lesson
  - Bible Map
  - "God Said", "Moses Said", "Pharaoh Said", "People Said" cards \*
  - Time Line/Additions
  - "Israel's Song" reproducible \*

### **Lesson 4: God Gives the Ten Commandments (Part 1)**

- ✓ Relay game: Blindfolds for half the class

- ✓ Bible Lesson
  - Sports equipment for different games: football, baseball, soccer, basketball etc.
  - “Rules Schmules” skit \*
  - Bible Map/additions
  - Time Line/Additions
  - “People Said” card \*
  - Ten Commandment poster/additions \*
- ✓ Wonder Time: “Who God Is” reproducible with verses from Psalm 103\*

### **Lesson 5: God Gives the Ten Commandments (Part 2)**

- ✓ Relay review game: Two paper tablets with the 10 commandments on it for each team.
- ✓ Wonder Time
  - “Sabbath Day” cards \*
  - Bag or box
- ✓ Bible Lesson
  - Ten Commandment poster/additions \*

### **Lesson 6: Moses Song**

- ✓ Relay review game
  - 2 Tablet Props from relay game last week
  - Chalk, rope, or tape to mark off a large triangle
- ✓ Gospel Spotlight
  - Maracas or tambourines (could use clappers if available)
- ✓ Growth Activity
  - “Ten Commandments Motions” reproducible \*
- ✓ Memory verse
  - Bible Verse songs
  - Musical object: i.e. maracas or tambourines
- ✓ Bible Lesson Review games
  - “Musical Moves” cards \*
  - “Musical Tic-Tac-Toe” marker reproducible \*
  - GNC songs

- ✓ Active Games
  - Chairs, tape, number cards, bag

- ✓ Craft (one per child)

#### ➤ Paper Plate tambourine

- 2 durable, disposable plates
- Handful of beans, rice or beads
- Staples
- Single hole punch
- 8 six inch pieces of ribbon or yarn
- Crayons, glue, glitter & other decorating supplies
- Bells

#### Homemade Shaker

- 1 cardboard tube
- Handful of beans, rice or beads
- Construction paper or plastic wrap
- 2 rubber bands
- Decorating supplies

# Lesson 1: God the Deliverer

(TCE 1 Flex)

Small Group Leader – “God Knows” activity

## Club Time

- \_\_\_\_\_ Welcome
- \_\_\_\_\_ Fingerprint one student’s thumb
- \_\_\_\_\_ Rules, Consequences
- \_\_\_\_\_ Review Game: Crown Relay
- \_\_\_\_\_ Word Up: God Is the Deliverer
- \_\_\_\_\_ Prayer
- \_\_\_\_\_ Action Song: God’s Way
- \_\_\_\_\_ **Memory Verse: (2 Samuel 22:2) (KJV)**  
***Repetition: Rocks***
- \_\_\_\_\_ Song: The Lord Is
- \_\_\_\_\_ Excellent Child
- \_\_\_\_\_ **Lesson 1: God is the Deliverer**
- \_\_\_\_\_ Song: Did You Ever Talk to God Above?
- \_\_\_\_\_ **Wonder time: God Knows Everything About You**
- \_\_\_\_\_ Missionary Story: The Pinedas: Faith in the Storm, Part 1
- \_\_\_\_\_ Closing

<input checked="" type="checkbox"/>	<u>Italicized and bolded: What you <b>must</b> teach that week</u>
<input type="checkbox"/>	<u>Ideas to be used all year</u>

Pray that the Lord will bless the work of John Luck and all the GNAA workers and Summer Missionaries as God prepares them for the
---

## What do you want the children to leave your club knowing?

**Scripture** Genesis 12:1-3; 46:1-4; Exodus 1:1—4:28

**Memory Verse** “...The Lord is my rock, and my fortress, and my deliverer.” (2 Samuel 22:2)

**Teaching Objective:** The unsaved child will trust that God hears and will deliver him from sin.

**Main Teaching** God is the only one who can deliver you from sin.

**Emphasis for Saved:** God knows and cares about every detail of your life.

Word Up! **God is the Deliverer!**

# Lesson 1: God the Deliverer

(TCE 1 Flex)

Small Group Leader – “God Knows!” activity - Pass a beanbag around the circle. Each child should share one thing they do every single day. They can’t repeat an answer someone else gave. Examples: brush your teeth every day or eat breakfast, make your bed or get dressed. Share with them: No matter what you do in your day, God knows about it. He knows about everything—even the things you don’t think about! He knows all these things because He is God and He loves you.

## Club Time

☞ \_\_\_\_\_ Welcome

\_\_\_\_\_ Q & A – What is a fortress and why is Jesus described as a fortress? A fortress is a place that is protected against attack, a heavily protected and impassable building (can’t get in), a place of safety or a person or thing not subject to outside influence or disturbance. When you trust in Jesus as your Savior, Jesus is your fortress. You can run to Him for protection where nothing or no one can hurt you. God says, “Psalms 31:3 “For thou *art* my rock and my fortress; therefore for thy name's sake lead me, and guide me.” **Sing one chorus of “Let Me Listen”**

☞ \_\_\_\_\_ Highlight one student by fingerprinting their thumb (use ink pad, sticky note and wet wipe). The child will hold up the fingerprint and tell one way they think they are unique or different.

☞ \_\_\_\_\_ Rules, Consequences – For the next 5 weeks, after presenting the rules, have one child come up and act out one of the rules and others have to guess which rule they are demonstrating. They can’t say the rule but they can speak for example to show polite, courteous and kind the child might say, “Can I help you carry that?”

✂	<u>Italicized and bolded: What you <b>must</b> teach that week</u>
☞	<u>Ideas to be used all year</u>

\_\_\_\_\_ Review Game: Crown Relay (Use questions reviewing the last series on Joseph)

Materials needed: A crown and scepter (one for each team) (These items should be available from Lesson 6 of the Joseph series.) Directions: Form two teams and place a crown and scepter (decorated paper towel roll) for each team at the finish line. The first person on the team will run down put the crown on their head, hold up the scepter and shout “Jesus is the King of Kings”. The child will run back and tag the next person in line who will run down and do the same thing. The team with everyone across the finish line first will win the game.

\_\_\_\_\_ Word Up: God Is the Deliverer

Introduction: Did you ever have to be delivered from something? What does a deliverer do? According to the dictionary he carries out a promise. A mailman delivers mail. He promises to bring your mail to you rain or shine. A deliverer is also a rescuer.

Presentation: Our word up today says: **Word Up: God Is the Deliverer** (Show the visual for the word up. Ask children to say it with enthusiasm)

Explanation: What did God come to deliver us from? (Our sin) What problem does our sin bring to us? (We are separated from God, we are not friends but enemies of God when we are born with that “want to” to sin.) So what did God do to deliver us from our sin and separation from Him? (God the Son, Jesus Christ came to earth to live as fully God and fully man. At the age of 33, He willingly gave His blood by dying on the cross to take our place. When we believe in that for ourselves and tell God that you believe He died for your sins, then you are delivered and are no longer separated from Him. You are now adopted into His family and you become His child. **Word Up: God Is the Deliverer**

Application: Unsaved – If you have never trusted in Jesus as your Savior, will you believe that He died for you on the cross and become His child today? **Word Up: God Is the Deliverer** If you want to do that right now or find out more about how to believe in Him as Savior go right now to talk to your small group leader. (You can give the invitation here but make sure you add a condition promise verse such as John 1:12)

Saved: If you are already God’s child because you have believed in Him as your Savior then you can ask God for help, comfort or care at any time because **Word Up: God Is the Deliverer**

\_\_\_\_\_ Prayer: Have children share requests of things they may want to be delivered from, problems or concerns they have that they are asking God to take care of. Allow children to pray their own requests or ask for other children to pray for them to show how we can help care each other's burdens.

\_\_\_\_\_ Action Song: God's Way (IPEAR)

\_\_\_\_\_ **Memory Verse:** "And he said, *The LORD is my rock, and my fortress, and my deliverer;*" (2

*Samuel 22:2) (KJV) "...The Lord is my rock, and my fortress, and my deliverer."* (2 Samuel 22:2) (ESV)

**Repetition:** *Rocks (Big rock do the motions large, small rock use small motions while saying the verse)*

\_\_\_\_\_ Song: The Lord Is (2 Samuel 22:2) (If you struggle with enough time for everything ☺ you can use the song as the repetition instead of the game given.)

\_\_\_\_\_ Excellent Child

\_\_\_\_\_ **Lesson 1: God is the Deliverer (You will need to do some preparation with supplies for the introduction of the lesson. These are found on the sidebars on p. 11 of text. This prop will be used throughout the lesson.)**

\_\_\_\_\_ Song: Did You Ever Talk to God Above? Do you have a special friend you really like to talk to? Sometimes it is hard to be friends with someone who lives far away or you don't see very often. Our song is about someone who can be with you all the time. And you can talk to Him anytime. Let's find out in this song who that is. (Sing the song demonstrating motions first if this is a new song to them. Sing again and have them participate.) Who is someone that is with you all the time and wants to be your best friend?

\_\_\_\_\_ **Wonder time: God Knows Everything About You (Prepare verses ahead of time so children are prepared to read them. Help them to understand that God knows and understands them better than they know and understand themselves. )**

\_\_\_\_\_ Missionary Story: The Pinedas: Faith in the Storm, Part 1 This is the true story of a full time missionary, Abner Pineda for CEF in South and Central America (Great map on the back of visual of Central America) Ask the children if they know of any full time missionaries for CEF in Wisconsin. (Your district liaison would be an example of that. Perhaps when they come to visit your club you could ask them to give a testimony or call them to arrange a time for them to share.)

\_\_\_\_\_ Closing

### **What do you want the children to leave your club knowing?**

**Scripture** Genesis 12:1-3; 46:1-4; Exodus 1:1—4:28

**Memory Verse** "...The Lord is my rock, and my fortress, and my deliverer." (2 Samuel 22:2)

**Teaching Objective:** The unsaved child will trust that God hears and will deliver him from sin.

**Main Teaching** God is the only one who can deliver you from sin.

**Emphasis for Saved:** God knows and cares about every detail of your life.

Word Up! **God is the Deliverer!**

Concepts covered in this lesson include:

- **Bible:** Theme of Redemption—From the beginning to the end, the Bible tells of God's plan to deliver people.
- **God:** Omniscient—God knows all things.
- **Jesus:** Reason for Coming—Jesus came to save (deliver) me.
- **Jesus:** Savior—Jesus delivers us from sin.

## IPEAR for God's Way

**Introduction:** Have you ever wondered the best way to do something? Maybe you want to learn the best way to solve a math problem or shoot a basketball? If you wanted to know the best way to do a math problem, who could you ask? (*Allow response.*) You might ask your teacher. Who could you ask about the best way to shoot a basketball? (*Allow response.*) You could ask your coach. What if you had a question about the right way to act or the right way to make a decision? God is the best one to answer those questions. We find the answers in His Word, the Bible. Our song is about living the way the Bible tells us to. Listen as I sing it and pay attention to what it says we should do.

**Presentation:** (*Sing song once for children while showing the visual.*)

**Explanation:** *Chorus: We're gonna do what the Bible tells us. We're gonna learn what it means to obey—* When you trust in Jesus as your Savior, God gives you a “want to” to do things His way. As you read God's Word you will learn more about God and what His way is.

*And though the world sometimes tries to tempt us. We're gonna do things God's way!—*It isn't always easy to do things God's way. Even after you trust in Jesus, there are times you might want to do things that go against God, but with God's help you can choose to live God's way.

*Verse 1: There is only one thing we can be sure of. A command that is true—*You can know for sure God's Word is always true because God is Truth.

*It's a message we're badly in need of coming straight to me and you—*We need to hear the message of God's Word. Reading and hearing about what the Bible says is how you learn more about who God is and the amazing things He has done for you. As you learn more about our amazing God, you will grow to love Him more. When you love God, He will help you want to follow His way.

*We've got to do what is right, standing for what is true by His power and might.—*God wants you to do the right thing, but you can't do it on our own. It is only through God's power that you can do what is right.

*Verse 2: There is only one way to find real joy in all that comes your way—*The only way to find joy that lasts is by following God's way.

*It's to follow God's loving direction, trusting Him each day—*God gives you His way to live because He loves you. God is love—you can trust His way to be what is best for you.

*He'll give you all that you need to make the choices that are right. Just trust and believe!—*Not only does God tell you the best way to live, but, if you believe in Jesus, He also gives you everything you need to live His way. And He's always with you to help!

**Application:** *Saved:* If you have believed in Jesus as your Savior, you can trust that God's way is best. As you read the Bible, you will learn more about God's way and with His help you can choose to obey it. When it's hard to do the right thing and follow God's way, remember to pray. Ask God to give you the strength to obey Him and do the right thing.

*Unsaved:* If you have not believed in Jesus as your Savior, the Bible is where you find how you can know God through Jesus. In the Bible you can read about Jesus' death on the cross and how He took the punishment for the wrong things you have done. You can believe in Him and start following God's way.


**Repetition:** (*Sing the song with children once. Sing it again but have the boys sing one side of the visual and the girls sing the other. When you get to the chorus, have everyone sing together.*)


## Lesson 2: God Shows His Greatness to Pharaoh


(TCE 1 Evangelistic)

Small Group Leader – “Power” discussion

### Club Time

 \_\_\_\_\_ Welcome

 \_\_\_\_\_ Highlight: fingerprint thumb, tell how they are unique or different.

 \_\_\_\_\_ Rules, Consequences

\_\_\_\_\_ Review Game: Take the Challenge

\_\_\_\_\_ Word Up: Remember Who God Is

\_\_\_\_\_ Prayer

\_\_\_\_\_ Action Song: God’s Way

 \_\_\_\_\_ *Memory Verse Jeremiah 29:11*

*Repetition: Guess Who?*

\_\_\_\_\_ Song: I Am the Lord

\_\_\_\_\_ Excellent Child

 \_\_\_\_\_ *Lesson: God Shows His Greatness to Pharaoh*


\_\_\_\_\_ Song: Children All Around the World

 \_\_\_\_\_ *Wonder Time: Remember God’s Work*

\_\_\_\_\_ Missionary Story: The Pinedas: Faith in the Storm, part 2

\_\_\_\_\_ Closing

 Italicized and bolded: What you **must** teach that week

 Ideas to be used all year

Pray that God will open the door for 30 churches to partner with CEF agreeing to three 5-day clubs this summer and a GNC in the fall at a local public school in their area.

### What do you want the children to leave your club knowing?

**Scripture** Exodus 4:29—6:13; 7:1—12:30

**Memory Verse** “I am the Lord, and there is none else, there is no God beside me.” (Isaiah 45:5a)

**Teaching Objective:** The unsaved child will acknowledge that God is the one true God and believe on Jesus.

**Main Teaching** There is only one true God—believe on Him!

### **Emphasis for Saved**

Remember how God has shown His power.

Word Up! **Remember who God is!**



## Lesson 2: God Shows His Greatness to Pharaoh

(TCE 1 Evangelistic)

Small Group Leader – Have children share things God has power to do. (Be ready to correct any misconceptions the children may have.)

### Club Time

Italicized and bolded: What you **must** teach that week

Ideas to be used all year

\_\_\_\_\_ Welcome

\_\_\_\_\_ Q & A: What is monotheism? Mono means single and theism means the belief in God. So monotheism means the belief in one true God. Does the Bible support this? (Choose 2 or 3 Scriptures to prove from God’s word in monotheism (Deut. 4:35, Deut. 6:4, Malachi 2:10a, 1 Corinthians 8:6, Eph. 4:6) **Sing one chorus of “Let Me Listen”**

\_\_\_\_\_ Highlight one student by fingerprinting their thumb (use ink pad, sticky note and wet wipe). The child will hold up the fingerprint and tell one way they think they are unique or different.

\_\_\_\_\_ Rules, Consequences – Present rules and one child demonstrate a rule for others to guess

\_\_\_\_\_ Review Game: Take the Challenge

\_\_\_\_\_ Word Up: Remember Who God Is!

Introduction: What is the first memory you have of yourself? Was it a place you went or something that happened to?

Presentation: Our Word up today tells us something we should always remember (Show the visual for the word up. Ask children to say it with enthusiasm) (Use the motions found on p. 21 (sidebar) of the text for the Word up

Explanation: Sometimes when you are faced with problems or fears, you can forget all the things God has done for you. God wants you to **Word up: Remember Who God Is!** When you remember how good God has been to you in the past it will help you trust Him in the future.

Application: Saved – If you are a child of God, you know that God brings only good to you. It may not look good at first but if you **Word up: Remember Who God Is!** and what He has done in your life you know that He will take care of you and never leave you.

Unsaved – If you are not a child of God, you are still separated from Him. **Word up: Remember Who God Is!** Remember all the truths you have learned at Good News Club and today believe that Jesus died on the cross to forgive all of your sins. Will you **Word up: Remember Who God Is!** and accept Jesus as your Savior so you can become a child of God?

\_\_\_\_\_ Prayer: Have children share all the good things God used His power to do in their own life and in the stories they have learned from God’s word. Spend time allowing them to thank God for these things.

\_\_\_\_\_ Action Song: God’s Way [After singing this song, ask the children, “According to this song, what is the one thing we can be sure of? (That we need to do what is right by asking God for His help)]

\_\_\_\_\_ **Memory Verse** *“I am the Lord, and there is none else, there is no God beside me.” (Isaiah 45:5a)(KJV)*

*I am the LORD, and there is no other, besides me there is no God;” (ESV) (Always remember to give application for the saved and unsaved)*

**Repetition: Freeze**

\_\_\_\_\_ Song: I Am the Lord (After showing actions, sing the song with the children using motions)

\_\_\_\_\_ Excellent Child

\_\_\_\_\_ **Lesson: God Shows His Greatness to Pharaoh** *(There is a great deal of back and forth conversation in this lesson. Therefore, assign workers or older children to hold up the conversation cards at the appropriate time.)*

\_\_\_\_\_ Song: Children All Around the World (IPEAR this song)

\_\_\_\_\_ ***Wonder Time: Remember God's Work*** (be ready to share a personal example of a time you saw God's power working in your life.)

\_\_\_\_\_ Missionary Story: The Pinedas: Faith in the Storm, part 2 (Show picture of a guava tree included on cd.) This is where Abner trusts in Christ as his Savior. You could put an invitation here also. Don't forget to use a condition promise verse.)

\_\_\_\_\_ Closing

**What do you want the children to leave your club knowing?**

**Scripture** Exodus 4:29—6:13; 7:1—12:30

**Memory Verse** "I am the Lord, and there is none else, there is no God beside me." (Isaiah 45:5a)

**Teaching Objective:** The unsaved child will acknowledge that God is the one true God and believe on Jesus.

**Main Teaching** There is only one true God—believe on Him!

**Emphasis for Saved**

Remember how God has shown His power.

Word Up! **Remember who God is!**

Concepts taught:

- **God:** Omnipotent—God is all-powerful.
- **Jesus:** Savior/Substitute—Jesus is the only one who can pay the penalty for my sins because He is the only perfect man.
- **Bible:** Praising God—As I understand who God is and what He does, I want to praise Him.
- **Bible:** Apologetics—There are many proofs that the Bible is true, including archaeological discoveries.

## Lesson 2: (Review Questions from Lesson 1)

You will use the questions below to form teams. Ask a question and the child that answers chooses a friend to start forming the first team. Keep asking questions until two equal teams are formed.

1. According to 2 Samuel 22:2, who is the Lord? (*My rock; my fortress; my deliverer.*)
2. What is one of the three promises God made to Abraham? (*A land of his own; a big family; the Savior would come through Abraham's family.*)
3. What happened to God's people, the Israelites, when the new Pharaoh began to rule over Egypt? (*They were made slaves in Egypt.*)
4. Why is God's love for you perfect? (*God is always perfect.*)
5. Why did Pharaoh order that all the Israelite baby boys be thrown into the Nile River? (*He was worried the Israelites would take over Egypt.*)
6. What did one mother do to give her baby boy a chance to live? (*She put him in a waterproof basket and put the basket in the Nile River.*)
7. Why did Moses run away from Egypt and move to Midian? (*People found out that Moses killed an Egyptian.*)
8. What does sin keep you away from? (*The close relationship with God that He wants you to have.*)
9. Why does God call Himself "I AM"? (*Because He always has been and always will be.*)
10. How did God keep His promise to Abraham to deliver the world from sin? (*By sending Jesus to be the Savior.*)
11. What did God do to prove to Moses that He is the one true God and He has the power to deliver? (*God showed Moses several signs.*)
12. What does it mean to believe in Jesus? (*Trust completely that Jesus is God the Son who died for you.*)

## God Shows His Greatness to Pharaoh Relay Lesson 2 Take the Challenge!

### Materials

Materials for one or more of the challenges suggested below: towels, ping-pong balls, balloons, craft feathers or cotton balls

### Lead the Games

When Moses was born it was a very challenging time for the Israelites. It was a great challenge and danger for Israelite women to have babies, especially boy babies. Why? (Lead students to participate in one or more of the following challenges)

### Ping-Pong Challenge

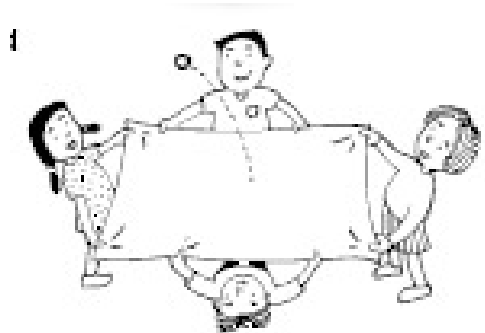
Students form teams of four and hold a towel stretched out between them. Students work as a team to bounce a Ping-Pong ball up into the air without the ball falling onto the floor. Teams challenge each other to see who can keep the ball off the ground the longest.

### Balloon Challenge

Give each student a balloon. Student writes initials on balloon. Student blows up balloon and pinches end to make sure no air escapes. All students stand shoulder-to-shoulder on one side of the playing area. At your signal, students let go of balloons and watch to see where balloons land. Student whose balloon lands farthest from the group gets to give the signal for the next round. (Variation: Blow up and tie balloons ahead of time. Students write their initials on balloons. Students hit the balloons as far as possible with one hit.)

### Feather-Blowing Challenge

Students kneel around a table. Students on each side of the table form a team. Set a craft feather (or cotton ball) in the middle of the table. Students blow the feather toward the other side of the table while trying to keep the feather from falling off their own side of the table. (Variation: If you have small tables, students form pairs or trios. Teams rotate as in a tournament so that winners are challenging winners and vice versa.)



## IPEAR for Children All Around the World

Introduction: What country do you live in? (Briefly discuss.) Children live in all the countries all around the world like China, England and Australia. What other countries have you heard of? (Allow response.) Children are living there too! These children need to hear about Jesus.

Presentation: (Sing the first verse for the children while showing the visual before you teach them as shown below.)

Explanation: Verse 1: Did you know that children everywhere are like you? It doesn't matter if they have different skin colors, wear different kinds of clothes or speak different languages. God created all of them. He wants them to know Him. But many children don't know about Jesus. In some countries people don't even have God's true Word, the Bible! That's why God sends missionaries.

Missionaries are people whose full-time job is telling others about Jesus—that He died on the cross and rose again to save them from sin. Because of what Jesus did, anyone who believes on Him doesn't have to do those bad things anymore—they are free! It is very important for everyone to hear about what Jesus did. Maybe some of you will be missionaries someday and tell others about Jesus!

Verse 2: Many children live in faraway places but there are also children living near you. Have you told them about Jesus? You need to tell your friends that Jesus died and came alive for them—that this is the only way to be forgiven of sin. Jesus, God the Son lives in Heaven today. But God the Holy Spirit is with you if you believe on Jesus. He will help you tell your friends about Him.

Application: Saved—If you have already received Jesus as your Savior, you are forgiven of your sins and belong to God. Maybe one day God will send you to be a missionary in a faraway place. But for now, you can tell your friends and family about Him. Will you share this wonderful story with someone this week?

Unsaved—If you haven't received Jesus as your Savior, you can do that today. Jesus died for you and rose again so you can be with Him now and forever. If you trust Jesus as the only one who can save you from your sin, God will forgive you. (Present an opportunity for children to be counseled now or at another time in the class hour.) Repetition: (Have the children sing both verses with you. Repeat, having the children make a large circle with their arms each time they sing "all around the world." Then have the children point to themselves each time they sing "me," "I" or "my.")


Repetition – Sing the song with the children after teaching the actions.

## Lesson 3: God Shows His Power to Save


(TCE 2 Flex)

Small Group Leader – “Prayer Requests”

Club Time

 \_\_\_\_\_ Welcome

 \_\_\_\_\_ Highlight fingerprint thumb

 \_\_\_\_\_ Rules & Consequences

\_\_\_\_\_ Review Game: Exodus Relay

\_\_\_\_\_ Word Up: I Can Trust God

\_\_\_\_\_ Action Song: Children of God

 \_\_\_\_\_ ***Memory Verse: Isaiah 45:5a***

***Repetition: Red Sea Mist***

\_\_\_\_\_ Song: I Am the Lord (Isaiah 45:5a) (Sing with motions)

 \_\_\_\_\_ ***Gospel Spotlight: Family of God***

\_\_\_\_\_ Song: Trinity Song

\_\_\_\_\_ Excellent Child


 \_\_\_\_\_ ***Lesson: God Shows His Power to Save***


 \_\_\_\_\_ ***Wonder Time: You Can Pray***

\_\_\_\_\_ Song: Children All Around the World

\_\_\_\_\_ Missionary Story: The Pineda: Faith in the Storm, part 3

\_\_\_\_\_ Closing

 \_\_\_\_\_ Italicized and bolded: What you **must** teach that week

 \_\_\_\_\_ Ideas to be used all year

Pray that God will give favor  
in the schools where new  
Good News Clubs will start  
this fall as a result of GNAA  
this summer

**What do you want the children to leave your club knowing?**

**Scripture** Exodus 12:31-42; 13:17—15:21

**Memory Verse** “I am the Lord, and there is none else, there is no God beside me.” (Isaiah 45:5a)

**Teaching Objective:** The saved child will apply the truth of the Gospel to his daily life, understanding that God is with him and for him.

**Main Teaching** Remember God is with you and for you every day.

**Emphasis for Unsaved:** Believe on Jesus to be saved.

**Word Up!** I can trust God!


## Lesson 3: God Shows His Power to Save



(TCE 2 Flex)

Small Group Leader – “Prayer Requests” prayer time

If you are having a bad day or going through a hard time, who is the first person you talk to about it? (*Allow response.*) Maybe you talk with your mom or dad. Maybe you talk with your best friend. It’s not a bad thing to talk with those people, but there is someone else you can talk with about anything, anytime, anywhere! Who do you think He is? (*Allow response.*) God! He promises to hear and answer the prayers of those who have believed on Jesus as Savior! You can come to God with anything! Is there anything you want to talk with God about? (*Allow responses; pray for requests.*)

Club Time

 \_\_\_\_\_ Welcome


 <u>Italicized and bolded: What you <b>must</b> teach that week</u>
 <u>Ideas to be used all year</u>

\_\_\_\_\_ Q & A: How did an Egyptian become a Pharaoh? Pharaohs became rulers through birth- they were sometimes born into positions, but usually it was assigned through a strategic system;

1) Elders and the elite would select and vote for the best and brightest figures-- war heroes, scholars, a member of the elite, or some how favored positions in the Egyptian government.

2) After selected, then the person would become pharaoh--but this often took place over a period of several years---unless born into. **Sing one chorus of “Let Me Listen”**

 \_\_\_\_\_ Highlight fingerprint thumb

 \_\_\_\_\_ Rules & Consequences: Present rules and one child demonstrate a rule for others to guess

\_\_\_\_\_ Review Game: Exodus Relay

\_\_\_\_\_ Word Up: I Can Trust God

Introduction: Touch your nose if you have trouble trusting people sometimes. Why is that? (Allow responses: maybe they have lied to you or hurt you in the past and you have trouble trusting them the next time. Maybe they’re a stranger and you know that you shouldn’t trust people you have never met before.)


Presentation: Our word up tells us about someone who will never lie to us or hurt us. Word up (Show the visual for the word up. Ask children to say it with enthusiasm) (Use the motions found on p. 27 (sidebar) of the text for the Word up)

Explanation: See page 27 in text

Application: Saved – If you have received Jesus and become His child already, you know that **Word Up: I Can Trust God!** You trusted and believed that He died on the cross to take away the sins you should be punished for. Remember that God is with you and for you every day! **Word Up: I Can Trust**

Unsaved: You can only be saved and forgiven from your sin if you can say and believe the **Word Up: I Can Trust**. There is no way to be saved and live eternally with God in heaven unless you **Word Up: I Can Trust!** Will you trust Him today and tell Him you are a sinner and that you believe He died on the cross to pay the penalty for your sin and that you want to receive Him. **Word Up: I Can Trust!**

\_\_\_\_\_ Action Song: God’s Way [After singing the song with motions, ask the children how the world tries to tempt us. (TV commercials trying to make us believe we will never be happy if we don’t have this or that, evil movies and games, books that tell us lies etc.)]

 \_\_\_\_\_ **Memory Verse: Isaiah 45:5a (KJV) “I am the Lord, and there is none else, there is no God beside me.” (ESV) “I am the LORD, and there is no other, besides me there is no God”**

**Repetition: Red Sea Mist (Use motions and spray bottle)**

\_\_\_\_\_ Song: I Am the Lord (Isaiah 45:5a) (Sing the song with motions)

☒ \_\_\_\_\_ *Gospel Spotlight: Family of God (Note: The gospel and invitation are given here, not in the Bible lesson)*

\_\_\_\_\_ Song: Trinity Song (After singing this song with motions as the children what God the Father does (loves me so) God the Son does (gave His blood for my sins) and God the Spirit does (helps me witness with His power).

\_\_\_\_\_ Excellent Child

☒ \_\_\_\_\_ *Lesson: God Shows His Power to Save (Make sure to prepare ahead of time for the “God said”, “Moses said”, “Pharaoh said” and “People said” cards.)*

☒ \_\_\_\_\_ *Wonder Time: You Can Pray (Stress the importance of being His child and that they can pray anytime and anywhere. God promises to answer all the prayers of a child of God. He does not make this promise to unbelievers.)*

\_\_\_\_\_ Song: Children All Around the World (After singing the song with motions, ask the children how a child could go all around the world to tell others. (They can pray for others, send money to others) What is this song saying about children around the world? (There are children everywhere that don't know who Jesus is or what He did to take their.) Where can you go to tell others about Jesus? (School, neighbors etc.)

\_\_\_\_\_ Missionary Story: The Pineda: Faith in the Storm, part 3 (This week will present the idea of being afraid of what God wants you to do. They might want to talk about something they know God wants them to do but they are afraid. Share a time you felt that way. God says, in 1 John 4:18 “There is no **fear in love**, but **perfect love casts out fear**. For **fear** has to do with punishment, and whoever **fears** has not been **perfected in love**.” When God wants you to do something, the best you can do is say yes. Let's find out next week what Abner does.

\_\_\_\_\_ Closing

### *What do you want the children to leave your club knowing?*

Scripture Exodus 12:31-42; 13:17—15:21

Memory Verse “I am the Lord, and there is none else, there is no God beside me.” (Isaiah 45:5a)

Teaching Objective: The saved child will apply the truth of the Gospel to his daily life, understanding that God is with him and for him.

Main Teaching Remember God is with you and for you every day.

Emphasis for Unsaved: Believe on Jesus to be saved.

Word Up! I can trust God!

Concepts taught:

- **God:** Omnipotent—God is all-powerful.
- **Man:** Relying on God—I can always count on God, even when things don't make sense.
- **Prayer:** Personal and Corporate—I can pray alone or with others. I can pray out loud or silently.
- **Bible:** Original Languages—The Old Testament was written in Hebrew and Aramaic. The New Testament was written in Greek. The Bible has been translated into many languages since it was first written.

### Lesson 3 (Review Questions from Lesson 2)

You will use the questions below to form teams. Ask a question and the child that answers chooses a friend to start forming the first team. Keep asking questions until two equal teams are formed.

1. What does Isaiah 45:5a tell us about God? (*There is no one like Him; answers may vary.*)
2. What did Moses and Aaron do to prove to the Israelite leaders that they were speaking for God? (*Showed the leaders the signs God had shown Moses; turned Moses' staff into a snake.*)
3. What happens when you are controlled by sin? (*Your heart becomes hard to the one true God; you want to do what you want to do; you do what feels good to you.*)
4. What are some things God wants you to know about Himself? (*He always keeps His promises; He is truth; answers will vary.*)
5. What is one of the three truths God reminded Moses of? (*Remember who God is; God never forgets; God is the Deliverer.*)
6. How was God going to show the Egyptians that He is the one true God? (*By sending plagues to Egypt.*)
7. When the Israelites put the lamb's blood on the doorposts of their house to protect the first born, what was that a picture of? (*God's bigger plan to send a Savior to save people from the death and suffering of sin.*)
8. Who is the Savior God promised to send? (*Jesus.*)
9. What is the name of the feast God wanted His people to celebrate to remember how He kept His promise to deliver them? (*The Passover.*)
10. If you have believed on Jesus as your Savior, why is it important to remember the things God has done in your life? (*You're reminded of how great and powerful He is.*)
11. What caused Pharaoh's heart to be obedient to God's command? (*The last plague.*)
12. What happens when you believe on Jesus as your Savior? (*You will be saved from sin's punishment; God will change your heart.*)

### Lesson 3: Exodus Relay

#### Materials

Bibles, two bathrobes with ties, two pairs of adult size sandals, two walking sticks or canes, two paper plates, crackers (matzos or saltines).

#### Preparation

On one side of the playing area make two piles, placing one bathrobe, a pair of sandals and a walking stick or cane in each pile. On the other side of the playing area, put a paper plate across from each pile and place half the crackers on each paper plate.



#### Lead the Game

1. Whenever we need help, we can depend on God's power! That's what the Israelites did when they got ready to leave Egypt where they had been slaves for many years. Let's play a relay game to remember what the Israelites did!
2. Guess where we're going to find the directions for today's game—in the Bible! Let's listen to the command God gave the Israelites when they were getting ready to leave Egypt. Read, or have a volunteer read, Exodus 12:11. For our relay, we're going to put on this cloak (bathrobe), put on the sandals and carry the staff across the room to get a cracker from the plate. Then we eat the cracker and return to our team for the next player to have a turn. (Optional: volunteer demonstrates how to wear the clothing as you explain.)
3. Have students form two teams. Each team lines up by one pile of clothing. At your signal, students begin relay. Continue until all students have had a turn.

#### Option

If you have more than 16 students, form additional teams and bring additional game supplies.

#### Discussion Questions

1. When are some times kids your age need to trust God's power?
2. When are some times God's power has helped you? Tell your own answer before volunteers respond.
3. What can we do to receive God's help? (Pray to God and ask for His help. Read what God tells us to do in the Bible.)





## Lesson 4: God Gives the Ten Commandments (Part 1)


(Topical Growth)

Small Group Leader – “Rules to Live By” Discussion

### Club Time

 \_\_\_\_\_ Welcome

 \_\_\_\_\_ Highlight one student by fingerprinting their thumb

 \_\_\_\_\_ Rules, Consequences

\_\_\_\_\_ Review Game: Silent Crossing

\_\_\_\_\_ Word Up: God’s Way is Best

\_\_\_\_\_ Prayer

\_\_\_\_\_ Action Song: God’s Way

\_\_\_\_\_ Excellent Child

 \_\_\_\_\_ ***Lesson: God Gives the Ten Commandments (Part 1)***

\_\_\_\_\_ Song: Trinity Song

 \_\_\_\_\_ ***Memory Verse: Matthew 22:37-38***

***Repetition: Crazy Colors***

\_\_\_\_\_ Song: You Shall Love (Matthew 22:37-38)

 \_\_\_\_\_ ***Wonder Time – Who God Is***

\_\_\_\_\_ Song: Children All Around the World

\_\_\_\_\_ Missionary Story: The Pinedas: Faith in the Storm, part 4

\_\_\_\_\_ Closing – cash in bucks, take-home papers

**What do you want the children to leave your club knowing?**

**Scripture** Exodus 19:1-9a, 16-20; 20:1-21; 31:18

**Memory Verse** “Jesus said unto him, Thou shalt love the Lord thy God with all thy heart, and with all thy soul, and with all thy mind. This is the first and great commandment.” (Matthew 22:37-38)


**Teaching Objective:** The children will see that God’s way to live is best.

**Main Teaching** God wants you to know Him, love Him and live for Him.

**Emphasis for Unsaved:** You need Jesus to save you.

**Word Up!** God’s way is best!

 Italicized and bolded: What you **must** teach that week

 Ideas to be used all year

Pray that God will raise up workers in each adopting church to provide excellent Good News Clubs where children’s spiritual needs are met!



## Lesson 4: God Rewards Joseph

(Topical Growth)

**Small Group Leader** – “Rules to Live By” discussion: What are some rules you have at school? What are some rules you have at home? Why do you think you have rules? (*Allow responses.*) Rules help make life run more smoothly for everyone, even if you don’t understand all of them. Because God knows the way life works best and loves us so much, He gives us rules to live by. He wants what’s best for us. We are going to learn about some of these rules today.


### **Club Time**


\_\_\_\_\_ Welcome

	<i>Italicized and bolded: What you <b>must</b> teach that week</i>
	<u>Ideas to be used all year</u>

\_\_\_\_\_ Q & A: How deep and long was the Red Sea when God used Moses to part it? (Somewhere between 1/2 to 1 mile deep. The distance across the Red Sea is roughly 12 miles. If they were driving a car it would take about 15 minutes to travel 12 miles. But walking it took them a whole day. Can you imagine that much water parted and on each side of you as you walked through on dry land for a whole day? Only God can do miracles!

**Sing one chorus of “Let Me Listen”**

 \_\_\_\_\_ Rules, Consequences: Present rules and one child demonstrate a rule for others to guess

 \_\_\_\_\_ Highlight: fingerprint thumb, tell how they are unique or different.

\_\_\_\_\_ Review Game: Silent Crossing

\_\_\_\_\_ Word Up: God’s Way Is Best! (Use IPEAR for the Word up)

Introduction: Can anyone share a time you wanted your own way but you didn’t get it? (Allow a few children to share a situation and why they didn’t get their own way. Make sure you share as well.) Why do we so often want our own way? (We are born with sin, born with a “want to” to have our own way.)

Presentation: Our word up today tells us what we should want instead. **Word up: God’s Way is Best!** (Show the visual for the word up. Ask children to say it with enthusiasm)

Explanation: Because God is perfect and unknowing, He knows the best way to live. He made you so He knows you better than you know yourself. **Word up: God’s Way is Best!**


Application: Saved – If you have received Jesus as your Savior, He has placed God the Holy Spirit inside of you. He will show you that **Word up: God’s Way is Best!** He will also help you to love God more and seek Him for the right way, God’s way to go. **Word up: God’s Way is Best!**

Unsaved – If you have never trusted in Jesus as your Savior, you don’t have God the Holy Spirit to help you understand and direct in the ways of God. The first thing you need to do is put your trust in the true fact that He died to take away your sins. Your sins keep you from God. When you trust in Jesus as your Savior, He takes all your sins on Himself and gives you all His righteousness. He will help you to understand His Word, the Bible. He will give you the desire to recognize and follow God. So you can say **Word up: God’s Way is Best!**

\_\_\_\_\_ Prayer: Ask children to share a something that God is asking of them but they need help to follow God and realize **Word up: God’s Way is Best!** (Maybe they are struggling obeying their parents or lying or cheating. Have each child that shares to stand and pray for help in this area)

\_\_\_\_\_ Action Song: God’s Way [After singing the song with actions, ask the children, according to this song what is the only way to find real joy? (Follow God’s loving direction, trusting Him each day)]

\_\_\_\_\_ Excellent Child

 \_\_\_\_\_ **Lesson: God Gives the Ten Commandments (Part 1)** (*Make sure you prepare the sports equipment for the “Rules Schmules” skit. Using motions as you teach each commandment will be very helpful for the children. These are found in the sidebars on p. 40 of the text.*)

*As an alternative to the paraphrased commandments given in the text we would like to offer the use of the video clip “Learn the 10 Commandments in 5 Minutes” found on YouTube <https://www.youtube.com/watch?v=AdbTM8RLVNY> with the 10 commandments given there to be used with your Ten Commandment Poster. If using the alternative, make sure you replace the actions and commandments with the ones given on the video.*

\_\_\_\_\_ Song: Trinity Song [After singing the song with motions, ask the children why is it important that Jesus rose up from the grave. (Showed that God the Father accepted God the Son, Jesus’s, sacrifice for us and that Jesus had power over sin and death)]

\_\_\_\_\_ **Memory Verse: (Matthew 22:37-38) (KJV) “Jesus said unto him, Thou shalt love the Lord thy God with all thy heart, and with all thy soul, and with all thy mind. This is the first and great commandment.” (ESV) “And he said to him, “You shall love the Lord your God with all your heart and with all your soul and with all your mind. This is the great and first commandment.” (Always remember to do application for the saved and unsaved. In the application for the saved in this verse, the emphasis is on know, love and then obedience will follow. Obedience without love is duty and God wants a relationship with you not rote duty.)**

*Repetition: Crazy Colors*

\_\_\_\_\_ Song: You Shall Love (Matthew 22:37-38) (Sing with motions)

\_\_\_\_\_ **Wonder Time – Who God Is (Prepare and pass out the verses for Psalm 103:8 ahead of time)**

\_\_\_\_\_ Song: Children All Around the World [After singing the song with motions, ask the children what do other children need to hear. (That Jesus died and came alive again for their sins and that He wants them to live in heaven with them one day because they trust and believe in Him as their Savior)].

\_\_\_\_\_ Missionary Story: The Pinedas: Faith in the Storm, part 4 (Let the children share about a time it may have been hard to trust in God but He took care of them. Make sure you share an incident also.)

\_\_\_\_\_ Closing – cash in bucks, take-home papers

**What do you want the children to leave your club knowing?**

Scripture Exodus 19:1-9a, 16-20; 20:1-21; 31:18

Memory Verse “Jesus said unto him, Thou shalt love the Lord thy God with all thy heart, and with all thy soul, and with all thy mind. This is the first and great commandment.” (Matthew 22:37-38)

Teaching Objective: The children will see that God’s way to live is best.

Main Teaching God wants you to know Him, love Him and live for Him.

Emphasis for Unsaved: You need Jesus to save you.

Word Up! God’s way is best!

Concepts taught:

- God: Holy—God is separate from every sinful thing. God is always right.
- Man: Knowing and Loving God—God wants me to know and love Him.
- Man: Obeying God—I obey God because I love Him.
- Topic: The Two Greatest Commandments—God's greatest command is to love Him and love other people.
- Topic: The Ten Commandments
- Bible: Effect on Me - God's Word changes my heart.

## Lesson 4: (Review Questions from Lesson 3)

**You will use the questions below to form teams. Ask a question and the child that answers chooses a friend to start forming the first team. Keep asking questions until two equal teams are formed.**

1. How many languages was the Bible originally written in? (*Three.*)
2. How did God lead the Israelites out of Egypt? (*A pillar of cloud by day and a pillar of fire by night.*)
3. When they were trapped by the Egyptians at the Red Sea, what did Moses tell the scared Israelites? (*The Lord was going to fight for them.*)
4. If you have believed on Jesus as your Savior, what can you remember when you're scared or alone? (*God is on the side of His children.*)
5. How did God make a way for His people to escape? (*He caused the waters of the Red Sea to part.*)
6. If you have believed on Jesus as your Savior, why don't you need to be afraid? (*God is on your side.*)
7. When the Egyptians saw the Israelites crossing the Red Sea, what did they do? (*Drove their chariots into the path through the sea.*)
8. What happened to the Red Sea when the Israelites had crossed? (*God told Moses to stretch his hand over the sea and the walls of water collapsed on top of the Egyptians.*)
9. What did the Israelites do after God saved them from the Egyptians at the Red Sea? (*Praised God.*)
10. If you have believed on Jesus as your Savior, when do you need to trust God? (*Answers will vary.*)
11. What is one of the best things you can do when you are afraid? (*Pray.*)
12. Why does God invite you to become part of His family? (*Because of His great love for you.*)

## Lesson 4 Silent Crossing

Materials needed:

Blindfolds for half the class

Instructions:

Form two teams, one group will be the "Red Sea" and the other group will be the "Egyptians." Tell the children, the goal of this game is for the Egyptians to get from one side of the Red Sea to the other without being washed away. The Egyptians must sneak through the Red Sea without being touched. Those playing the Red Sea must choose a place to stand and plant their feet. The catch is that even though the Red Sea can wash away, it has no eyes to see. Everyone in the Red Sea group will be blindfolded.

Let the Red Sea group scatter themselves across the room and put on their blindfolds. Remind them that they must keep their feet planted as they try to catch the Egyptians.

Let the Egyptians try to sneak, rush, or wind their way through the Red Sea. If they are touched, they must go back and try again. After a few minutes, have a changing of the tide...in other words, have the kids switch groups. Let the Red Sea become the Egyptians and the Egyptians become the Red Sea and repeat the game.

## Lesson 5: God Gives the Ten Commandments (Part 2)

(Topical Growth )

Small Group Leader – “Quiet Time” Discussion

### Club Time

Italicized and bolded: What you **must** teach that week

Ideas to be used all year

\_\_\_\_\_ Welcome

\_\_\_\_\_ Rules, Consequences

\_\_\_\_\_ Highlight one student by fingerprinting their thumb.

\_\_\_\_\_ Review Game: 10 Commandment Press Relay

\_\_\_\_\_ Word up: I Need God’s Grace

\_\_\_\_\_ Prayer

\_\_\_\_\_ Action Song: God’s Way

\_\_\_\_\_ ***Wonder Time: Sabbath Day***

\_\_\_\_\_ Song: The Lord Is (2 Samuel 22:2)

\_\_\_\_\_ Excellent Child

\_\_\_\_\_ ***Lesson: God’s Gives the Ten Commandments (Part 2)***

\_\_\_\_\_ Song: You Shall Love (Matthew 22:37-38)

\_\_\_\_\_ ***Memory Verse: Matthew 22:37-38***

***Repetition: Scratched DVD***

\_\_\_\_\_ Song: Children All Around the World

\_\_\_\_\_ Missionary Story: The Pinedas: Faith in the Storm, Part 5

\_\_\_\_\_ Closing

Pray that God will bless His Word as it is declared in the schools and many children will be saved and grow in their faith to the glory of God!

### ***What do you want the children to leave your club knowing?***

Scripture Exodus 20:1-23; Matthew 5:21-22

Memory Verse “Jesus said unto him, Thou shalt love the Lord thy God with all thy heart, and with all thy soul, and with all thy mind. This is the first and great commandment. And the second is like unto it, Thou shalt love thy neighbor as thyself.” (Matthew 22:37-39)

Teaching Objective: The child will see who God is and see himself in relation to others.

Main Teaching: By God’s grace, He changes your heart so you can love others.

Emphasis for Unsaved: Believe in Jesus to be saved.

Word Up! I need God’s grace!

**Lesson 5: God Gives the Ten Commandments (Part 2)**  
(Topical Growth)


Important note: If next week is your Easter party club, please focus throughout this club on children inviting friends. Since the Easter club is very evangelistic and primarily the story of Jesus birth, death and resurrection focusing on Him being the King of everything, most GNC clubbers should be very familiar with the story. The focus for coming should be to share their faith. Give all the children invitations to pass out to others to come to the Easter party/Parent’s Day club. At the Easter club, you can encourage new children to come back in the fall or attend whatever summer program you will be providing.


Small Group Leader – “Quiet Time” Discussion: Do you like to spend time with your friends? What do you do when you hang out with them? (*Allow responses.*) God loves it when you spend time with Him. Did any of you have a Quiet Time this week? Do you remember what you read in your Bible? What did you learn about God? What did you learn about yourself? Did you learn something that God wants you to do? (*If children had Quiet Times, allow responses and facilitate discussion. Feel free to briefly share what God has been teaching you in your personal Quiet Times.*) If you didn’t have a Quiet Time, that’s okay. It’s never too late to start! Maybe you can spend some time with God this week. A great place to start is the book of Mark. (*Show Mark in your Bible.*) You’ll read a lot of things about Jesus and His time on Earth. Will you spend time with God this week? Encourage them to do a page a day in their Wonder book.

Club Time

 \_\_\_\_\_ Welcome

\_\_\_\_\_ Q & A: What is God’s grace? God’s grace is giving you what you don’t deserve. An example might be that one of your parents is stopped by a police officer for speeding. If the officer gives your parent a warning that is mercy (not giving you what you deserve which is a ticket for speeding). If the officer gives them a ticket that is justice (they deserve a ticket for breaking the law). If the officer gives your parent a \$100 bill and says have a good day that is grace. What do we all deserve? (We all deserve to be separated from God forever because God hates sin and we are born with it. Our sin and God’s holiness cannot be together. God’s grace is that Jesus, God the Son, was born and died on the cross to get rid of our sin. We deserve separation but His grace offers us a close relationship with Him instead. We just need to receive that grace. Can you see one of your parents telling the officer, “No thank you I don’t want your \$100.” God says, “For by grace you have been saved through faith...” Will you believe that you are a sinner and that Jesus died to take your punishment for sin? When you do this you will be saved which will open up the flood gate of God to pour out His grace to you. **“Sing one chorus of “Let Me Listen”**

 \_\_\_\_\_ Rules, Consequences: Present rules and one child demonstrate a rule for others to guess

 \_\_\_\_\_ Highlight: fingerprint thumb, tell how they are unique or different.

\_\_\_\_\_ Review Game: 10 Commandment Press Relay



\_\_\_\_\_ Word up: I Need God’s Grace! (Use IPEAR for the Word up)

Introduction: Grace is being given what you don’t deserve. Why do we need grace?

Presentation: Our word up today says (Show the visual for the word up. Ask children to say it with enthusiasm)

Explanation: If you have believed in Jesus as your Savior, God gives you His grace to help you live His way. God’s grace is His kindness to us even though we don’t deserve it. He showed you grace when He saved you from the punishment of sin. You need God’s grace to live His way and obey His laws. You can’t obey God’s laws on your own—you need God’s grace.

Application: Saved –If you have trusted in Jesus as your Savior, you have received God’s grace. He has given you eternal life. You don’t deserve a forever life with God in Heaven because your sin separates you from God. You deserve to be separated from Him forever in a horrible place called hell. Because God loves you so much He sent Jesus to pay the price. When you trusted that He did that for you, by His grace He saved you. You can only live in a way that is best for you and pleasing to God by asking because **Word up: I Need God’s Grace.**

	<u>Italicized and bolded: What you <b>must</b> teach that week</u>
	<u>Ideas to be used all year</u>

Unsaved – If you have never believed in Jesus as your Savior, will you do that today so that you can say for yourself;  
**Word up: I Need God’s Grace.**

\_\_\_\_\_ Prayer: Have the children choose one of the first 4 Ten Commandments they may struggle to follow and ask God for His grace to obey. Allow them to come to the front of the room and each pray their request.

\_\_\_\_\_ Action Song: God’s Way [After singing the song with actions, ask the children, according to this song how can we make right choices? (Trust and believe God will give you all that you need.)]

\_\_\_\_\_ ***Wonder Time: Sabbath Day [Use Sabbath Day cards placed in a bag for the children to draw out and discuss. (This is found in the resource pack or on the in-house cd)]***

\_\_\_\_\_ Song: The Lord Is (2 Samuel 22:2) Word up: I Need God’s Grace!

\_\_\_\_\_ Excellent Child

\_\_\_\_\_ ***Lesson: God’s Gives the Ten Commandments (Part 2) For more child interaction during this teaching, you could have the children jump, clap or spin around the same amount of times as the commandment you are on; i.e., on the fifth commandment they would clap five times. Use the suggestions for motions for each commandment. As an alternative to the paraphrased commandments given in the text we would like to offer the use of the video clip “Learn the 10 Commandments in 5 Minutes” found on YouTube <https://www.youtube.com/watch?v=AdbTM8RLVNY> with the 10 commandments given there to be used with your Ten Commandment Poster If using the alternative, make sure you replace the actions and commandments with the ones given on the video.***

\_\_\_\_\_ Song: You Shall Love (Matthew 22:37-38) (Sing the song with actions)

\_\_\_\_\_ ***Memory Verse: (Matthew 22:37-38) (KJV) “Jesus said unto him, Thou shalt love the Lord thy God with all thy heart, and with all thy soul, and with all thy mind. This is the first and great commandment.” (ESV) “And he said to him, “You shall love the Lord your God with all your heart and with all your soul and with all your mind. This is the great and first commandment.” Repetition: Scratched DVD***

\_\_\_\_\_ Children all Around the World (After singing the song with actions, ask the children how God set us free?) (Eph. 2:8 For by grace are ye saved through faith; and that not of yourselves: it is the gift of God” Word up: I Need God’s Grace!)

\_\_\_\_\_ Missionary Story: The Pinedas: Faith in the Storm, Part 5 [Discuss with children why God would allow so many problems to happen to the Pinedas when they were trying to serve Him. (God allows problems to happen to Christians because it can be used to help us get closer to God. We know we can’t solve the problems ourselves so we go to God for help, spend time with Him and build a closer relationship. Word up: I Need God’s Grace)]

\_\_\_\_\_ Closing

**What do you want the children to leave your club knowing?**

Scripture Exodus 20:1-23; Matthew 5:21-22

Memory Verse “Jesus said unto him, Thou shalt love the Lord thy God with all thy heart, and with all thy soul, and with all thy mind. This is the first and great commandment. And the second is like unto it, Thou shalt love thy neighbor as thyself.” (Matthew 22:37-39)

Teaching Objective: The child will see who God is and see himself in relation to others.

Main Teaching: By God’s grace, He changes your heart so you can love others.

Emphasis for Unsaved: Believe in Jesus to be saved.

Word Up! I need God’s grace!

Concepts taught:

- God: Holy—God is separate from every sinful thing. God is always right.
- Man: God’s Grace in My Life—God gives me His grace. He is actively at work in my life. He gives me the grace to obey.
- Topic: The Two Greatest Commandments—God’s greatest command is to love Him and love other people.
- The Ten Commandments
- Bible: Effect on Me - God’s Word changes my heart.

## Lesson 5 (Review Questions from Lesson 4)

1. Where did God lead the Israelites? (*Mount Sinai.*)
2. While on Mount Sinai, what did God remind Moses of? (*The covenant [promise] God made to the Israelites.*)
3. When the Israelites heard the thunder and trumpets and saw the lightning coming from Mount Sinai, what did they understand about God? (*He is powerful; He is holy.*)
4. What does it mean that God is holy? (*He is set apart from anything that is evil or wicked.*)
5. Can you perfectly obey the Ten Commandments on your own? Why or why not? (*No; answers will vary.*)
6. If you have believed on Jesus as your Savior, what will God change your desires to be? (*What He wants instead of what you want.*)
7. What are the first four commandments about? (*How your life with God should work; loving God with all your heart, soul, mind and strength.*)
8. If you have believed on Jesus as your Savior, how can you put God first in your life? (*Answers will vary.*)
9. Why is God the only one worthy of worship? (*He is the one true God.*)
10. If you have believed on Jesus as your Savior, why should you use His name in the right way? (*To show you love and honor Him.*)
11. What is one thing you can do to make your Sabbath day special? (*Answers will vary.*)
12. According to our memory verse, what is the greatest commandment? (*Love the Lord thy God with all thy heart, and with all thy soul, and with all thy mind.*)

### 10 Commandment Press Relay

Form two teams and then pair up team members. **Provide two paper tablets with the 10 commandments on it for each team.** The goal is to run to a finish line by while holding the tablets between them – no hands! If a pair drops their tablets, they must return to the start line and begin again. The team that has all their pairs complete the race first wins. The tablets and commandments are in the resource pack. For those who are not fully adopted by a church and are using power point, you can make copies found on the in-house cd.

Discuss: Can you keep all of the 10 commandments on our own? Why not? If you can't keep them, why did God give them to us? (He didn't give us the 10 commandments to change our behavior but instead to point us to a need for a Savior.)

How can you possibly keep the 10 commandments? (Once you accept Christ as your Savior, you receive God the Holy Spirit, who through His power will begin to change your behavior.)

Just like you needed the help of your partner to carry the 10 commandments, you need the power of the Holy Spirit to help you keep them. Your sinful nature will keep you from obeying them on your own so you need to have a relationship with God and depend on Him to carry out last week's Word up: God's Way is Best!




## Easter Party – The King’s Crown

### Use the Parent’s Day Idea Sheet to help plan this event.

Group Leader – “Color the Crown” Discuss with the children how someone becomes a king.

#### Club Time

 \_\_\_\_\_ Welcome

 \_\_\_\_\_ Fingerprint one student’s thumb

 \_\_\_\_\_ Rules, Consequences

\_\_\_\_\_ Review Game: Recite the 10 Commandments Relay

\_\_\_\_\_ Word Up: King Jesus is alive!

\_\_\_\_\_ Prayer

\_\_\_\_\_ Action Song: Happy Easter to You

\_\_\_\_\_ Excellent Child

 \_\_\_\_\_ ***Lesson – The King’s Crown***

\_\_\_\_\_ Song: Jesus Is the King

\_\_\_\_\_ Games: Choose one from p. 8-9 (Scepter Relay, Prince or Princess Posture Practice, Castle Corners or Majesty Mix-up)

 \_\_\_\_\_ ***Memory Verse: John 1:12***

***Repetition: Pass the Crown***

\_\_\_\_\_ Review Games: Choose one from p. 8 (King’s Commands or Prince or Princess?)

\_\_\_\_\_ Song: Jesus is the Good News

\_\_\_\_\_ Craft: “Color the Crown”

\_\_\_\_\_ Closing

- ✓ For parents who come during the club have them sit with their children and participate in the activities
- ✓ You may want to present a short program to show the parents what their child learned this year.
- ✓ You may want to ask several parents to do the “Fingerprint” activity.
- ✓ Recognize the graduates moving into 6<sup>th</sup> grade
- ✓ Announce the day and time for your SAS 5 or some activity you will be planning on doing this summer

### What do you want the children to leave your club knowing?


Scripture – John 1:1-3; 20:5 - 7; Philippians 2:5-11; Colossians 1:12-18


Memory Verse - (John 1:12) “But to all who did receive him, who believed in his name, he gave the right to become children of God, (ESV)

“But as many as received him, to them gave he power to become the sons of God, even to them that believe on his name.” (KJV)

Main Teaching: Jesus, the King of kings, died to pay for your sins. Now He is alive!

Emphasis for Saved: You are God’s child! Word Up! King Jesus is alive!

 Italicized and bolded: What you **must** teach that week

 Ideas to be used all year

Pray that God will open the door for many children who attend 5-Day clubs this summer to join a Good News Club this fall!

## Easter Party – The King’s Crown/Parent’s Day

### Use the Parent’s Day Idea Sheet to help plan this event.

Small Group Leader – After listening to verses, allow the children to decorate their own Easter cookie and eat it for their snack that day.

#### Club Time

Italicized and bolded: What you **must** teach that week

Ideas to be used all year

\_\_\_\_\_ Welcome

\_\_\_\_\_ Q & A: Why would you return to Good News Club next year and why would you encourage others to join you? Name something new you learned this year or something you have a better understanding about after attending Good News Club. **Sing one chorus of “Let Me Listen”**

\_\_\_\_\_ Fingerprint any students who have not had an opportunity to share something unique or special about themselves. (You could also ask the parents to be fingerprinted and share.)

\_\_\_\_\_ Rules, Consequences: Have the children yell out each rule in unison from memory.

\_\_\_\_\_ Review Game: Recite the 10 Commandments Relay

\_\_\_\_\_ Word Up: King Jesus is Alive!

Introduction: What do we call the ruler of the United States of America? (The President). In the time that Jesus lived, there were kings. Can you name one king that you know of in the Bible? (Allow responses) These kings had control in certain locations just like the President has control in America. But our Word up tells about the King of everything who has control of everything.

Presentation: Today’s Word up tells us two things: (Show the visual for the word up. Ask children to say it with enthusiasm) **Word Up: King Jesus is Alive!** What are these two things? (Jesus is King of everything and He is alive!)

Explanation: The Bible says, “For God is the King of all the earth...” (Psalm 47:7) God rules over everything, He has all power, all knowledge and He is everywhere. Jesus told His disciples, ““Thus it is written, that the Christ should suffer and on the third day rise from the dead...” (Luke 24:46) Over 500 people saw Jesus after He came alive again and before He went back up into Heaven. We can boldly say: **Word Up: King Jesus is Alive!**

Application: Saved: If you have accepted God’s perfect gift of salvation, you have the living all-powerful, King of kings loving you forever and preparing a place for you in Heaven. This should cause you to feel safe and treasured. Whenever you are afraid or feel unloved remember **Word Up: King Jesus is Alive!**

Unsaved: If you have never accepted God’s perfect gift of salvation, you are separated from Him. You can receive the best gift ever by telling God you believe you are a sinner, and accept His perfect plan of dying on the cross to wipe away all your sins and trusting that He came alive again. Then you too can boldly say: **Word Up: King Jesus is Alive!**

\_\_\_\_\_ Prayer: Since for most clubs this will be the last one this year. Ask the children to share what they would like others to pray for them during the summer. Make sure leaders share also.

\_\_\_\_\_ Action Song: Happy Easter to You (Tune: “Happy Birthday”) Use the actions found on p. 2

\_\_\_\_\_ Excellent Child

\_\_\_\_\_ ***Lesson – The King’s Crown (Since this lesson is basic to what we have been teaching at GNC all year, allow the children to tell most of the story through a question instead of lecture format. See the important note on extended agenda lesson 5 for the focus as you teach.)***

\_\_\_\_\_ Song: Jesus Is the King

\_\_\_\_\_ Games: Choose one from p. 8-9 (Scepter Relay, Prince or Princess Posture Practice, Castle Corners or Majesty Mix-up)

\_\_\_\_\_ ***Memory Verse: John 1:12 found on p. 6-7 (Saved children should understand they are children of God and some of the benefits that brings bringing them to praise God with new enthusiasm)***

***Repetition: Pass the Crown (reproducible on p14).***

\_\_\_\_\_ Games: (Since this is the last club, use one of the review games listed on p. 8 and ask the review questions. (King’s Commands or Prince or Princess?))

\_\_\_\_\_ Song: Jesus is the Good News

\_\_\_\_\_ Craft: “Color the Crown” “Color the Crown” template (p. 15) Give each child a paper crown with the memory verse written on it. Provide art supplies such as crayons and stickers for each group. After the children have had several minutes to decorate, instruct the children to cut out the crown (top half of reproducible) and head band (bottom half of reproducible).

\_\_\_\_\_ Closing

- ✓ For parents who come during the club have them sit with their children and participate in the activities
- ✓ You may want to present a short program to show the parents what their child learned this year.
- ✓ You may want to ask several parents to do the “Fingerprint” activity.
- ✓ Recognize the graduates moving into 6<sup>th</sup> grade
- ✓ Announce the day and time for your SAS 5 or some activity you will be planning on doing this summer

**What do you want the children to leave your club knowing?**

Scripture – John 1:1-3; 20:5 - 7; Philippians 2:5-11; Colossians 1:12-18

Memory Verse - (John 1:12) “But to all who did receive him, who believed in his name, he gave the right to become children of God, (ESV)

“But as many as received him, to them gave he power to become the sons of God, even to them that believe on his name.” (KJV)

Main Teaching: Jesus, the King of kings, died to pay for your sins. Now He is alive!

Emphasis for Saved: You are God’s child!

Word Up! King Jesus is alive!

## (Review Questions from Lesson 5)

1. What are some things you can do to spend time with God on a Sabbath day or any day? (*Sing to God; thank God; read God's Word; think about God's Word; write about God; enjoy God's creation; answers will vary.*)
2. What are the last six commandments about? (*Relationships with other people.*)
3. If you have believed in Jesus as your Savior, what will God change by His grace? (*Your heart; answers will vary.*)
4. What does it mean to respect your parents? (*Value their opinion and listen to them.*)
5. Instead of hating others, what can you do? (*Ask God to help you show love.*)
6. Instead of taking what's not yours, what can you do? (*Be generous; be thankful for what God has given you.*)
7. What does *false witness* mean? (*Lying—not telling the truth.*)
8. Instead of coveting what others have, what can you do? (*Be thankful for what God has given you.*)
9. What is the only way we can keep the Ten Commandments? (*With God's help; by God's grace.*)
10. Why do we have the Ten Commandments? (*To show we need Jesus because of our sinfulness.*)
11. Why can you have a relationship with God? (*Because Jesus died to take the punishment for your sin.*)
12. When Jesus said to love your neighbor, who was He talking about? (*Anyone who needs help.*)

## Recite the Ten Commandments Relay

Have students form two teams. Each team lines up by the starting line, while a team leader stands by the finish line. At your signal, the first child runs down to the finish line, recites one of the 10 commandments with motions to the team leader. If correct, the child runs back and tags the next person. The first ten children can't repeat a commandment that was already stated. The team the race first wins.

## Easter Party Review Questions


1. Who is King of everything? Why? (*Jesus; Jesus made everything.*)
2. Who does God love? (*You; me; everyone.*)
3. Why is Jesus completely perfect and powerful? (*He is God the Son.*)
4. What do you call going your own way instead of God's way? (*Sin.*)
5. What is the punishment for sin? (*Separation from God.*)
6. What kind of crown did Jesus wear when He died on the cross? (*A crown of thorns.*)
7. What did Jesus do so you could be forgiven of your sins? (*He willingly bled and died to take the punishment for your sin.*)
8. What happened the third day after Jesus died? (*Jesus came back to life.*)
9. How many days was Jesus on Earth after He came back to life? Where is He now? (*40 days; Jesus went back to Heaven where He is ruling as King.*)
10. Why do we celebrate Easter? (*Because Jesus died to take the punishment we deserve and now He is alive.*)
11. How can you have your sins forgiven? (*By believing on Jesus.*)
12. What happens when you believe on Jesus? (*You become a child of God; your sins are forgiven.*)


## Lesson 6: Moses' Song

Small Group Leader – “Moses’ Song” Discussion

### Club Time

 \_\_\_\_\_ Welcome

 \_\_\_\_\_ Rules, Consequences

 \_\_\_\_\_ Highlight: fingerprint thumb, tell how they are unique or different.

\_\_\_\_\_ Review Game: Climb Up Mount Sinai

\_\_\_\_\_ Prayer

\_\_\_\_\_ Action Song: God’s Way

 \_\_\_\_\_ *Gospel Spotlight/Bible Lesson: Jesus the Victorious Deliverer*

\_\_\_\_\_ Song: The Lord Is (2 Samuel 22:2)

\_\_\_\_\_ Active games: Choose one – Numbered Musical Chairs or Musical Simon Says (if time allows)

 \_\_\_\_\_ *Growth Activity: God’s Rhythm*

\_\_\_\_\_ Song: I Am the Lord (Isaiah 45:5a)

\_\_\_\_\_ Bible Lesson Review Games: Musical Moves, Musical Tic-Tac-Toe, Finish the Tune or Name the Song

 \_\_\_\_\_ *Memory Verse Review: 2 Samuel 22:2; Isaiah 45:5a; Matthew 22: 37-39*


*Repetition: Rhythm Mayhem or Scripture Reference Hot Potato*


\_\_\_\_\_ Children all Around the World

\_\_\_\_\_ Missionary Story: The Pinedas: Faith in the Storm, Part 6

\_\_\_\_\_ Craft: Choose a craft – “Paper Plate Tambourine” or “Homemade Shaker”

\_\_\_\_\_ Closing

 Italicized and bolded: What you **must** teach that week

 Ideas to be used all year

Pray that God will defeat those who oppose this ministry and continue to grant us an open door to declare the gospel in the public schools.

*What do you want the children to leave your club knowing?*

Memory Verses: 2 Samuel 22:2; Isaiah 45:5a; Matthew 22: 37-39

Objective: Review how God used Moses in the lives of the Israelites.


## Lesson 6: Moses Song


Small Group Leader – “Moses Song” discussion: Do you like to sing? When do you like to sing? What are some of your favorite songs we sing here at club? (*Allow responses.*) Sometimes the songs you sing show how you are feeling—happy, sad, disappointed, homesick or silly! The Bible has many songs in it. Some of the songs are written during sad times. Some are written to show joy and thankfulness for something God did. Today we are going to hear a song from the Bible that Moses sang. Who can tell me something about Moses? What was your favorite thing we learned about Moses? (*Allow responses.*)

### Club Time

 \_\_\_\_\_ Welcome

\_\_\_\_\_ Q & A: How do you think the person who sang this song felt? (Exodus 15:1b-2) “I will sing unto the LORD, for he hath triumphed gloriously: the horse and his rider hath he thrown into the sea. The LORD is my strength and song, and he is become my salvation: He is my God, and I will prepare Him a habitation; my father's God, and I will exalt Him.” (*Allow responses*) If you think he was sad, touch your ears. If you think he was happy, touch your nose. (*Allow response.*) He was happy! **“Sing one chorus of “Let Me Listen”**

 \_\_\_\_\_ Rules, Consequences: Present rules and have one child demonstrate a rule for others to guess

 \_\_\_\_\_ Highlight: fingerprint thumb, tell how they are unique or different.

\_\_\_\_\_ Review Game: Climb up Mount Sinai

\_\_\_\_\_ Prayer: Ask the children to share a prayer request of something they would like to be delivered from. Perhaps it is a sin they have been struggling with.

\_\_\_\_\_ Action Song: God’s Way (After singing the song with motions, ask a few children to tell of something they did this week that was God’s Way. Be ready to share an answer also.)

\_\_\_\_\_ ***Gospel Spotlight/Invitation: Jesus the Victorious Deliverer (Since this is a review of what they learned in this series have the children involved in the telling of this story. Remember to use the clapping or instrument suggestion in the introduction to make it a high octane lesson.)***

\_\_\_\_\_ Song: The Lord Is (2 Samuel 22:2) (Use motions as you sing the verse)

\_\_\_\_\_ ***Growth Activity: God’s Rhythm (Make sure the children understand that only Jesus follows the Ten Commandments perfectly because He is God. The Ten Commandments were given to show us the need to depend on God to deliver us from our sins.)***

\_\_\_\_\_ Song: I Am the Lord (Isaiah 45:5a) (Use motions as you sing the verse)

\_\_\_\_\_ Active games: Choose one – Numbered Musical Chairs or Musical Simon Says (if time allows)

\_\_\_\_\_ Bible Lesson Review Games: Musical Moves, Musical Tic-Tac-Toe, Finish the Tune or Name the Song (Choose various review questions from all five lessons)

\_\_\_\_\_ ***Memory Verse Review: 2 Samuel 22:2; Isaiah 45:5a; Matthew 22: 37-39***

***Repetition: Rhythm Mayhem or Scripture Reference Hot Potato***

\_\_\_\_\_ Children all Around the World (After singing the song with actions, ask the children to touch their toes if they are willing to let God send them to tell others about Jesus being their deliverer.)

\_\_\_\_\_ Missionary Story: The Pinedas: Faith in the Storm, Part 6 (Discuss with the children how they can also become a missionary by being a leader in training at the club at ages 11-12, they can become a small group helper starting at age 13, and a Good News Club teacher at age 15. Also explain what a summer missionary for CEF is and does. Accepting Christ at Good News Club is only the beginning of their journey in serving the Lord through CEF.)

\_\_\_\_\_ Craft: Choose a craft – “Paper Plate Tambourine” or “Homemade Shaker”


\_\_\_\_\_ Closing

***What do you want the children to leave your club knowing?***

Memory Verses: 2 Samuel 22:2; Isaiah 45:5a; Matthew 22: 37-39

Objective: Review how God used Moses in the lives of the Israelites.

\_\_\_\_\_ ***Italicized and bolded: What you **must** teach that week***

 \_\_\_\_\_ ***Ideas to be used all year***

## Lesson 6: (Review Questions from all 5 Lessons)

Choose questions from here to play “Musical Moves”; “Musical Tic-Tac-Toe”; “Name that Song”)

### Lesson 1

1. According to 2 Samuel 22:2, who is the Lord? (*My rock; my fortress; my deliverer.*)
2. What is one of the three promises God made to Abraham? (*A land of his own; a big family; the Savior would come through Abraham’s family.*)
3. What happened to God’s people, the Israelites, when the new Pharaoh began to rule over Egypt? (*They were made slaves in Egypt.*)
4. Why is God’s love for you perfect? (*God is always perfect.*)
5. Why did Pharaoh order that all the Israelite baby boys be thrown into the Nile River? (*He was worried the Israelites would take over Egypt.*)
6. What did one mother do to give her baby boy a chance to live? (*She put him in a waterproof basket and put the basket in the Nile River.*)
7. Why did Moses run away from Egypt and move to Midian? (*People found out that Moses killed an Egyptian.*)
8. What does sin keep you away from? (*The close relationship with God that He wants you to have.*)
9. Why does God call Himself “I AM?” (*Because He always has been and always will be.*)
10. How did God keep His promise to Abraham to deliver the world from sin? (*By sending Jesus to be the Savior.*)
11. What did God do to prove to Moses that He is the one true God and He has the power to deliver? (*God showed Moses several signs.*)
12. What does it mean to believe in Jesus? (*Trust completely that Jesus is God the Son who died for you.*)

### Lesson 2

1. What does Isaiah 45:5a tell us about God? (*There is no one like Him; answers may vary.*)
2. What did Moses and Aaron do to prove to the Israelite leaders that they were speaking for God? (*Showed the leaders the signs God had shown Moses; turned Moses’ staff into a snake.*)
3. What happens when you are controlled by sin? (*Your heart becomes hard to the one true God; you want to do what you want to do; you do what feels good to you.*)
4. What are some things God wants you to know about Himself? (*He always keeps His promises; He is truth; answers will vary.*)
5. What is one of the three truths God reminded Moses of? (*Remember who God is; God never forgets; God is the Deliverer.*)
6. How was God going to show the Egyptians that He is the one true God? (*By sending plagues to Egypt.*)
7. When the Israelites put the lamb’s blood on the doorposts of their house to protect the first born, what was that a picture of? (*God’s bigger plan to send a Savior to save people from the death and suffering of sin.*)
8. Who is the Savior God promised to send? (*Jesus.*)
9. What is the name of the feast God wanted His people to celebrate to remember how He kept His promise to deliver them? (*The Passover.*)
10. If you have believed on Jesus as your Savior, why is it important to remember the things God has done in your life? (*You’re reminded of how great and powerful He is.*)
11. What caused Pharaoh’s heart to be obedient to God’s command? (*The last plague.*)
12. What happens when you believe on Jesus as your Savior? (*You will be saved from sin’s punishment; God will change your heart.*)

### Lesson 3

1. How many languages was the Bible originally written in? (*Three.*)
2. How did God lead the Israelites out of Egypt? (*A pillar of cloud by day and a pillar of fire by night.*)
3. When they were trapped by the Egyptians at the Red Sea, what did Moses tell the scared Israelites? (*The Lord was going to fight for them.*)

4. If you have believed on Jesus as your Savior, what can you remember when you're scared or alone? (*God is on the side of His children.*)
5. How did God make a way for His people to escape? (*He caused the waters of the Red Sea to part.*)
6. If you have believed on Jesus as your Savior, why don't you need to be afraid? (*God is on your side.*)
7. When the Egyptians saw the Israelites crossing the Red Sea, what did they do? (*Drove their chariots into the path through the sea.*)
8. What happened to the Red Sea when the Israelites had crossed? (*God told Moses to stretch his hand over the sea and the walls of water collapsed on top of the Egyptians.*)
9. What did the Israelites do after God saved them from the Egyptians at the Red Sea? (*Praised God.*)
10. If you have believed on Jesus as your Savior, when do you need to trust God? (*Answers will vary.*)
11. What is one of the best things you can do when you are afraid? (*Pray.*)
12. Why does God invite you to become part of His family? (*Because of His great love for you.*)

#### Lesson 4

1. Where did God lead the Israelites? (*Mount Sinai.*)
2. While on Mount Sinai, what did God remind Moses of? (*The covenant [promise] God made to the Israelites.*)
3. When the Israelites heard the thunder and trumpets and saw the lightning coming from Mount Sinai, what did they understand about God? (*He is powerful; He is holy.*)
4. What does it mean that God is holy? (*He is set apart from anything that is evil or wicked.*)
5. Can you perfectly obey the Ten Commandments on your own? Why or why not? (*No; answers will vary.*)
6. If you have believed on Jesus as your Savior, what will God change your desires to be? (*What He wants instead of what you want.*)
7. What are the first four commandments about? (*How your life with God should work; loving God with all your heart, soul, mind and strength.*)
8. If you have believed on Jesus as your Savior, how can you put God first in your life? (*Answers will vary.*)
9. Why is God the only one worthy of worship? (*He is the one true God.*)
10. If you have believed on Jesus as your Savior, why should you use His name in the right way? (*To show you love and honor Him.*)
11. What is one thing you can do to make your Sabbath day special? (*Answers will vary.*)
12. According to our memory verse, what is the greatest commandment? (*Love the Lord thy God with all thy heart, and with all thy soul, and with all thy mind.*)

#### Lesson 5

1. What are some things you can do to spend time with God on a Sabbath day or any day? (*Sing to God; thank God; read God's Word; think about God's Word; write about God; enjoy God's creation; answers will vary.*)
2. What are the last six commandments about? (*Relationships with other people.*)
3. If you have believed in Jesus as your Savior, what will God change by His grace? (*Your heart; answers will vary.*)
4. What does it mean to respect your parents? (*Value their opinion and listen to them.*)
5. Instead of hating others, what can you do? (*Ask God to help you show love.*)
6. Instead of taking what's not yours, what can you do? (*Be generous; be thankful for what God has given you.*)
7. What does *false witness* mean? (*Lying—not telling the truth.*)
8. Instead of coveting what others have, what can you do? (*Be thankful for what God has given you.*)
9. What is the only way we can keep the Ten Commandments? (*With God's help; by God's grace.*)
10. Why do we have the Ten Commandments? (*To show we need Jesus because of our sinfulness.*)
11. Why can you have a relationship with God? (*Because Jesus died to take the punishment for your sin.*)
12. When Jesus said to love your neighbor, who was He talking about? (*Anyone who needs help.*)



## Relay Lesson 6: Climb Up Mount Sinai

This game will remind the players that God told Moses to climb up to the top of Mount Sinai to give him the Ten Commandments.

**Set up:** Using chalk, rope, or tape, mark off a large triangle. (Approximately 25' long and 10' across the bottom) Divide the triangle into two vertical sections. You will need to use 2 Tablet Props from relay game last week.

### How to Play:

Place the tablets in the top section of the triangle. Divide the players into two teams. Have both teams line up at the bottom of the mountain. Players must decide how they will "climb" Mount Sinai (ex. hop on one foot, both feet, back hop and crab walk). At the "GO", first player from each team must hop to the top of Mt. Sinai, grab a tablet, and then hop back down the mountain to hand the tablet to the next player on their team. Player goes to the back of the team line and sits down. The next player carries the tablet back to the top of the mountain, leaving it at the top for the next player to retrieve. Then hops back down the mountain to tag off to the next player. Play continues like this until all the players have raced to the top and returned with the tablets to the bottom of the mountain.

### How to Win:

The first team to have all their players hop to the top of Mount Sinai, return with the tablet and sit down, is the winner!